


Calling all Ravine Rangers: Let's Protect Our Waterways!



Did you know what we do every day at home, school, and around town affects the **creeks** and **ravines** nearby? That means we can help the **salmon**, **woodpeckers**, **dragonflies**, **deer**, and other creatures that call those places home! Want to learn how? Complete these activities to see how YOUR FAMILY can **keep our waterways safe and clean!**

Word Search

Ready for an adventure? Dive into this word search to uncover the secrets of our local waterways. **Let's discover what things at home are connected to the creeks and ravines we visit nearby.**

STORMWATER
CREEK
RAVINE
HABITAT
WATERWAY
ECOSYSTEM
WATERSHED
STREETS
DRIVEWAYS
DRAIN

J W A T E R S H E D
H A B I T A T D R D
H G D Y E Z O R A R
X D S M U X R A V I
A O M N U B M I I V
S G G R O M W N N E
W A T E R W A Y E W
E C O S Y S T E M A
L G S T R E E T S Y
C R E E K S R T Z S



Stormwater Vocabulary

Stormwater

Rain or melted snow that flows across streets, sidewalks, and yards during a storm.

Watershed

An area of land where rain and melting snow will travel across on its way to a ravine, creek, lake, or pond.

Fill in the Blanks Answer Key: Markham Ravine, Auburn Ravine, Raccoon Creek

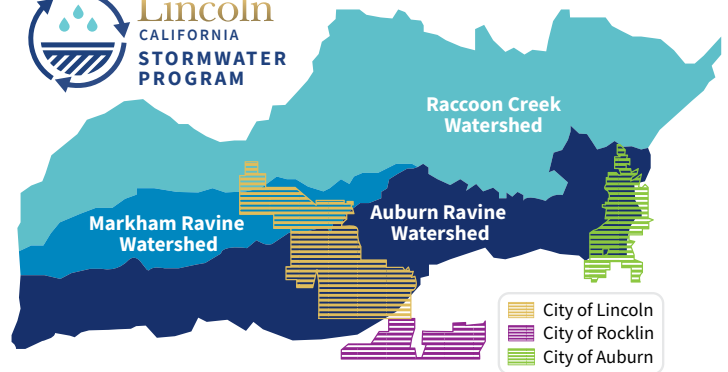
Fill in the Blanks

What are Lincoln's 3 major watersheds?

R K H M A V N E
A B N R V N
R A C C R E



Lincoln
CALIFORNIA
STORMWATER
PROGRAM



How Does It Work?

Follow stormwater's journey! Trace its path from neighborhoods to our waterways. Draw arrows for each step—let's map the route!

Stormwater (rain and melted snow) → House Roof → Yard → Sidewalk → Street → Storm Drain → Waterway (creeks and ravines)

Flip over this sheet to find out how your family can protect stormwater at home!

How Your Family Can Protect Stormwater Around Your Home

Ravine Ranger, remember that your family plays a big role at home in helping the creatures thrive that live in or visit our **creeks** and **ravines**! **The image below shows different actions that can help protect or harm our waterways.** For each description with a number, there is a matching action with a letter next to it. Write the letter of each action in the water droplet next to it. **Bonus points: Color this image to make each action stand out!**

1



Someone in your family should always pick up after your pet when your furry friend goes to the bathroom outside. The quicker it's picked up, the better!

2



Families should place grass clippings in the green waste container.

3

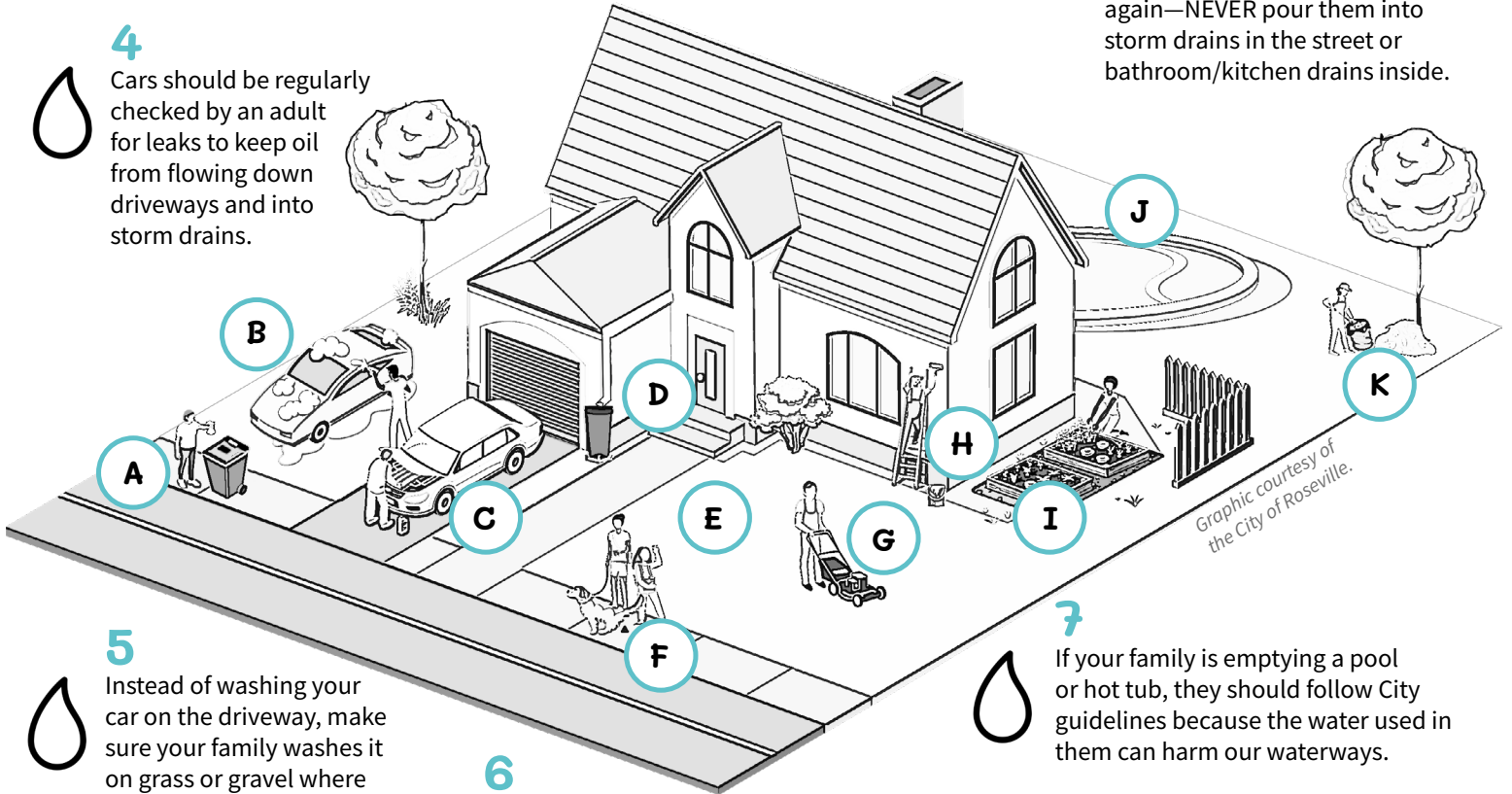


Adults should take paint and cleaning products to the facility in Lincoln on Athens Avenue if they won't be using them again—NEVER pour them into storm drains in the street or bathroom/kitchen drains inside.

4



Cars should be regularly checked by an adult for leaks to keep oil from flowing down driveways and into storm drains.



5



Instead of washing your car on the driveway, make sure your family washes it on grass or gravel where water and soap can soak into the ground.

6



Families should make sure that plants and lawns are watered early or late in the day to let the soil soak up every drop.

7



If your family is emptying a pool or hot tub, they should follow City guidelines because the water used in them can harm our waterways.

8



Adults should use natural solutions for pest problems instead of harmful pesticides.

9



Keep garbage can lids closed tight so the wind won't blow trash away. Visit our website's "Trash" page to join your classmates in taking Lincoln's Trash Pledge!

10



Families can save money and water by using a rain barrel to collect rainwater during storms.

11



Help your family rake and bag up leaves and branches to place in your green waste container.

You're almost done!

Write a checkmark in the blanks when each step below is completed.

_____ **Step 1:** After completing the water droplet activity above, show your family each of the many ways at home to help keep our waterways clean and healthy!

_____ **Step 2:** Circle the water droplet for each of the actions that your family says they do to protect Lincoln's creeks and ravines.

_____ **Step 3:** Show your family any water droplets that are not circled so they know all of the ways they can be Ravine Rangers in Lincoln!



**Remember—
Clean Water
Starts With You!**

**Scan the QR code with
your phone to visit our
website and learn more!**

